

















**MBA DATA 2009-2011 BATCH**

CLASS- MBA-4th Sem










BATCH- 2009-11

| Sr. | Name            | U. Roll. No. | DOB<br>(dd/mm/yyyy) | 10th % | 12th or<br>Diploma<br>% | Grad % | MBA % | PP Snap   |
|-----|-----------------|--------------|---------------------|--------|-------------------------|--------|-------|---|
| 1   | Amandeep Kaur   | 90502234074  | 5/28/1986           | 65.38% | 50%                     | 55.80% | 71.8  |    |
| 2   | Ashish Joshi    | 90502234076  | 6/2/1987            | 64.76% | 68.89%                  | 54.27% | 72.16 |    |
| 3   | Eshit Garg      | 90502234077  | 8/24/1988           | 59.60% | 68.80%                  | 57.42% | 69.9  |    |
| 4   | Gagandeep Puri  | 90502234078  | 1/2/1988            | 54%    | 50%                     | 55%    | RP    |   |
| 5   | Gourav kalra    | 90502234079  | 7/4/1988            | 52.80% | 65.50%                  | 55.96% | 71.16 |  |
| 6   | Gourav Tinna    | 90502234080  | 4/4/1987            | 85.06% | 73.11%                  | 66.22% | 84.45 |  |
| 7   | Harmandeep kaur | 90502234081  | 12/28/1987          | 71.23% | 63.33%                  | 61.83% | 84.79 |  |
| 8   | Jagdeep         | 90502234082  | 6/30/1988           | 57.73% | 62.22%                  | 53.58% | 68.08 |  |










**MBA DATA 2009-2011 BATCH**

|    |               |             |            |        |        |        |       |   |
|----|---------------|-------------|------------|--------|--------|--------|-------|---|
| 9  | Johny Kumar   | 90502234085 | 9/27/1987  | 64.30% | 60.44% | 52.20% | 60.9  |    |
| 10 | Jyoti         | 90502234086 | 9/1/1987   | 72.70% | 52%    | 55.75% | 73.2  |    |
| 11 | Kanika Sidana | 90502234087 | 6/12/1988  | 50%    | 66%    | 54.30% | 75.08 |    |
| 12 | Lipika Jain   | 90502234088 | 9/16/1988  | 63%    | 70.88% | 57.25% | 80.7  |    |
| 13 | Mandeep Singh | 90502234089 | 9/29/1987  | 44.20% | 57.50% | 54.30% | 64.45 |   |
| 14 | Manik Garg    | 90502234090 | 12/28/1988 | 62%    | 79%    | 53%    | RP    |  |
| 15 | Manpreet Kaur | 90502234091 | 12/10/1988 | 50.60% | 70.40% | 57.42% | 73.45 |  |
| 16 | Manpreet Kaur | 90502234092 | 11/25/1988 | 62%    | 60%    | 70%    | 72.8  |  |
| 17 | Mayank Chawla | 90502234093 | 3/17/1989  | 50%    | 71%    | 49%    | RP    |  |
| 18 | Neha Khanna   | 90502234094 | 4/7/1988   | 47.60% | 67.20% | 63.33% | 73.8  |  |


**MBA DATA 2009-2011 BATCH**

|    |                 |             |            |        |        |        |       |   |
|----|-----------------|-------------|------------|--------|--------|--------|-------|---|
| 19 | Parvesh Bathla  | 90502234095 | 1/18/1988  | 66.92% | 66.40% | 55.13% | RP    |    |
| 20 | Parshant Kumar  | 90502234096 | 11/10/1987 | 56.50% | 73.80% | 67.31% | 76.12 |    |
| 21 | Preeti Sukhija  | 90502234097 | 6/23/1988  | 72%    | 77.60% | 63.67% | 80.2  |    |
| 22 | Priyanka        | 90502234098 | 4/5/1988   | 65.38% | 69.55% | 70.87% | 79.45 |    |
| 23 | Rajeev Kumar Sh | 90502234099 | 11/1/1988  | 51.33% | 54%    |        | RP    |   |
| 24 | Rakesh Singh    | 90502234100 | 6/10/1982  | 41%    | 50%    | 47%    | RP    |   |
| 25 | Ravi Kumar      | 90502234101 | 1/6/1987   | 37%    | 36%    | 54.70% | RP    |  |
| 26 | Renu Saini      | 90502234102 | 6/18/1986  | 45.24% | 42.22% | 47.75% | 69.6  |  |
| 27 | Sahil Sharma    | 90502234103 | 10/7/1988  | 73.75% | 64%    | 61%    | RP    |  |
| 29 | Sapna Rani      | 90502234105 | 3/4/1981   | 47%    | 58%    | 41%    | RP    |  |

MBA DATA 2009-2011 BATCH

|    |                  |             |            |        |        |        |       |   |
|----|------------------|-------------|------------|--------|--------|--------|-------|---|
| 30 | Sarbjeet Singh   | 90502234106 | 5/24/1987  | 61.69% | 69.33% | 51.38% | 67.7  |    |
| 31 | Satbirpal Singh  | 90502234107 | 8/5/1987   | 71.53% | 61.11% | 48.88% | RP    |    |
| 32 | Sheenam Wadhw    | 90502234108 | 8/21/1987  | 61.33% | 73.56% | 57.25% | 77.37 |    |
| 33 | Sikander Chhabra | 90502234109 | 1/1/1989   | 60%    | 64.66% | 66.58% | RP    |    |
| 34 | Simi Sharma      | 90502234110 | 1/14/1989  | 57.88% | 68.22% | 60%    | 76.5  |   |
| 35 | Sukhraj Singh    | 90502234111 | 3/21/1987  | 53.67% | 58.15% | 61.29% | RP    |  |
| 36 | Sunil Kumar      | 90502234112 | 11/30/1987 | 62.33% | 69.55% | 58.70% | RP    |  |
| 37 | Sunil Kumar      | 90502234113 | 11/28/1987 | 56.60% | 66.88% | 54.60% | 60    |  |
| 38 | Sushen Sukhija   | 90502234114 | 11/16/1987 | 53.40% | 62.40% | 55.77% | 81.3  |  |
| 39 | Swati Bansal     | 90502234115 | 1/31/1988  | 76.83% | 79%    | 64.37% | 80.3  |  |

MBA DATA 2009-2011 BATCH

|    |            |             |           |        |        |        |      |   |
|----|------------|-------------|-----------|--------|--------|--------|------|---|
| 40 | Vishu Bala | 90502234116 | 7/21/1987 | 47.07% | 61.10% | 56.62% | 70.3 |  |
|----|------------|-------------|-----------|--------|--------|--------|------|---|







